



Constant Contact Survey Results

Survey Name: Norouz Celebration 2010 Survey

Response Status: Partial & Completed

Filter: None

Apr 27, 2010 3:12:27 PM





How did you learn of our event?

Answer	0%	100%	Number of Response(s)	Response Ratio
In the media (newspaper, magazine, trade journal, billboards, etc)			1	<1 %
Business network			1	<1 %
Membership announcement			32	31.0 %
Through a friend			20	19.4 %
On the internet			34	33.0 %
While passing the event location			0	0.0 %
Other			13	12.6 %
No Response(s)			2	1.9 %
Totals			103	100%

Why did you attend this event? Select all that apply.










Answer	0%	100%	Number of Response(s)	Response Ratio
For networking			26	25.7 %
Interest in event topic			54	53.4 %
To support the organization			45	44.5 %
You know the organizers or participants			22	21.7 %
Other			19	18.8 %
Totals			101	100%

What is your level of satisfaction with the event?

Answer	0%	100%	Number of Response(s)	Response Ratio
Very satisfied			28	27.1 %
Somewhat satisfied			33	32.0 %
Neutral			8	7.7 %
Somewhat dissatisfied			25	24.2 %
Very dissatisfied			6	5.8 %
No Response(s)			3	2.9 %
Totals			103	100%






Please indicate the ratingn of the following.

1 = Very bad, 2 = Somewhat good, 3 = Neutral, 4 = Good, 5 = Excellent

Answer	1	2	3	4	5	Number of Response(s)	Rating Score*
Price						100	3.6
Location						100	4.2
Performers (Tara - Farshid Amin)						98	3.2
Ease of transportation or parking						98	3.9
Length of event						98	3.8
Quality of Sound System						98	3.6
Aftab Dance Performance						99	3.5
Haftsin						101	4.1
Pazirai (complimentary tea and shirini)						100	3.8

*The Rating Score is the weighted average calculated by dividing the sum of all weighted ratings by the number of total responses.

How likely are you to attend this event again?

Answer	0%	100%	Number of Response(s)	Response Ratio
Very likely			41	39.8 %
Somewhat likely			23	22.3 %
Neutral			11	10.6 %
Somewhat unlikely			17	16.5 %
Very unlikely			10	9.7 %
No Response(s)			1	<1 %
Totals			103	100%

How likely are you to recommend this event to a friend or colleague?

Answer	0%	100%	Number of Response(s)	Response Ratio
Very likely			42	40.7 %
Somewhat likely			20	19.4 %
Neutral			16	15.5 %
Somewhat unlikely			13	12.6 %
Very unlikely			11	10.6 %
No Response(s)			1	<1 %
Totals			103	100%

How would you like to get involved with IAB programs and events?

29 Response(s)